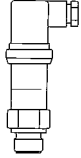
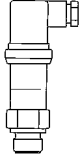
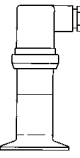
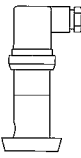
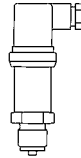
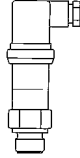


Options for DMU 04/DMU 05 P

DG: H, PG: 4

Type	DMU 04	DMU 04	DMU 04 CP	DMU 04 MR	DMU 05 P	DMU 05P VM
Version						
	Available options					
Ex protection II 1G Ex ia IIC T4	•	•	•	•	•	•
Clamp 1½" ISO 2852	---	---	•	---	---	---
Clamp 2" ISO 2852	---	---	•	---	---	---
Conical dairy fitting DIN 11851 DN 40	---	---	---	•	---	---
Conical dairy fitting DIN 11851 DN 50	---	---	---	•	---	---
Sep. union nut DIN 11851 DN 25	---	---	---	•	---	---
Sep. union nut DIN 11851 DN 40	---	---	---	•	---	---
Sep. union nut DIN 11851 DN 50	---	---	---	•	---	---
G1B with conical seal	---	•	---	---	---	---
Other process connections	On request	On request	On request	On request	On request	On request
High temperature version up to +300 °C	•	•	•	•	---	---
Field housing (stainless steel 303)	•	•	•	•	---	---
Binder connector 723, 5-pin	•	•	•	•	•	•
Fixed cable connection 2 metres	•	•	•	•	---	---
Cable extension per metre	•	•	•	•	•	•
Output 0–20 mA, 3-wire	•	•	•	•	---	---
Output 0–10 V, 3-wire	•	•	•	•	---	---
Other output signals	On request	On request	On request	On request	On request	On request
Absolute pressure (measuring ranges according to data sheet)	•	•	•	•	•	•
Measuring accuracy 0.25 % FSO	•	•	•	•	---	---
5-point measurement report (for measuring accuracy up to 0.25 % FSO)	•	•	•	•	---	---
RS-232 interface*	---	---	---	---	•	•
Programming interface and software	---	---	---	---	On request	On request
SIL 2 (only for 4–20 mA)	•	•	•	•	---	---

* Only in conjunction with Binder connector 723

i

See chapter 15 for digital display units and signal processing.

